


GRIEVANCE REDRESSAL SYSTEM : HOW TO LOGIN ?

Choose a login option as per requirement. A grievant must choose the option to login as 'Student/Staff'. A handler must choose the option to login as 'Handler'.

About



Grievance Redressal Cell


Login As

Student/Staff

Handler

On the login page, enter your User ID and password to continue.

About



Grievance Redressal Cell

Student/Staff Login

Enter User ID

Enter Password

[Forgot Password ?](#)


Login

For grievants, the user ID field corresponds to your Student/Employee ID.

If logging in as a handler, the user ID field corresponds to your google account username, i.e if your email address is *xyz_convenor@daiict.ac.in*, your user ID is *xyz_convenor*.

If you are logging in for the first time and are unaware of your password, click on [Forgot Password ?](#) to reset it.

[About](#)



Grievance Redressal Cell

OTP Verification

Enter the OTP sent to your registered email address to login.

[Resend OTP](#)

[Confirm](#)

After entering your user ID and password, you will be redirected to the 2-factor authentication page. You'll receive an email with a 6 digit OTP which can be used to login.